



PRODUCT SPECIFICATION

GENERAL

FINISH:	Polished Chrome	CABLE LENGTH:	Not Applicable
MAIN MATERIAL:	Metal - Mild Steel	GROSS WEIGHT:	0.92 (kg)
DIMENSIONS:	H:50mm W:365mm D:210mm	CLASS:	CE (Class I)
INSTALLATION ORIENTATION:	Wall Mount - Horizontal	IP RATING:	IP20
CUT OUT HOLE:	Not Applicable	BATHROOM ZONE:	Zone 3
RECESS DEPTH:	Not Applicable	VOLTAGE:	Mains 230 (V)
FIRE RATING:	Not Applicable	PRODUCT F MARK:	Suitable for mounting on flammable materials

LAMP

LIGHT SOURCE:	T5	MACADAM ELIPSE:	Not Applicable
MAXIMUM WATTAGE:	1 x 8W Max	UGR:	Not Applicable
MAXIMUM LAMP LENGTH:	300mm/11.8"	BEAM ANGLE:	Not Applicable
LAMP INCLUDED?	Yes	TILT ADJUSTMENT ANGLE:	90 (Degrees)
LUMINOUS FLUX:	289.9 (lm)	ROTATION ADJUSTMENT ANGLE:	Not Applicable
COLOUR TEMP:	Lamp Dependent	AVERAGE LIFESPAN:	12,000
CRI:	Lamp Dependent	L70:	Not Applicable
R9:	33.5		

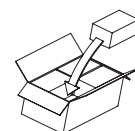
ELECTRICAL

SWITCHED:	No	SUPPLY FREQUENCY:	50/60 (Hz)
DIMMABLE:	No	DRIVER/BALLAST VOLTAGE:	220-240 (V)
DIMMING METHOD:	Not Applicable	DRIVER AVERAGE LIFESPAN:	Not Applicable
DRIVER OUTPUT CURRENT:	Not Applicable	EFFICACY:	35.3 (lm/W)
DRIVER OUTPUT VOLTAGE:	Not Applicable	DRIVER/BALLAST INCLUDED?	Yes (Integral)

ADDITIONAL INFORMATION

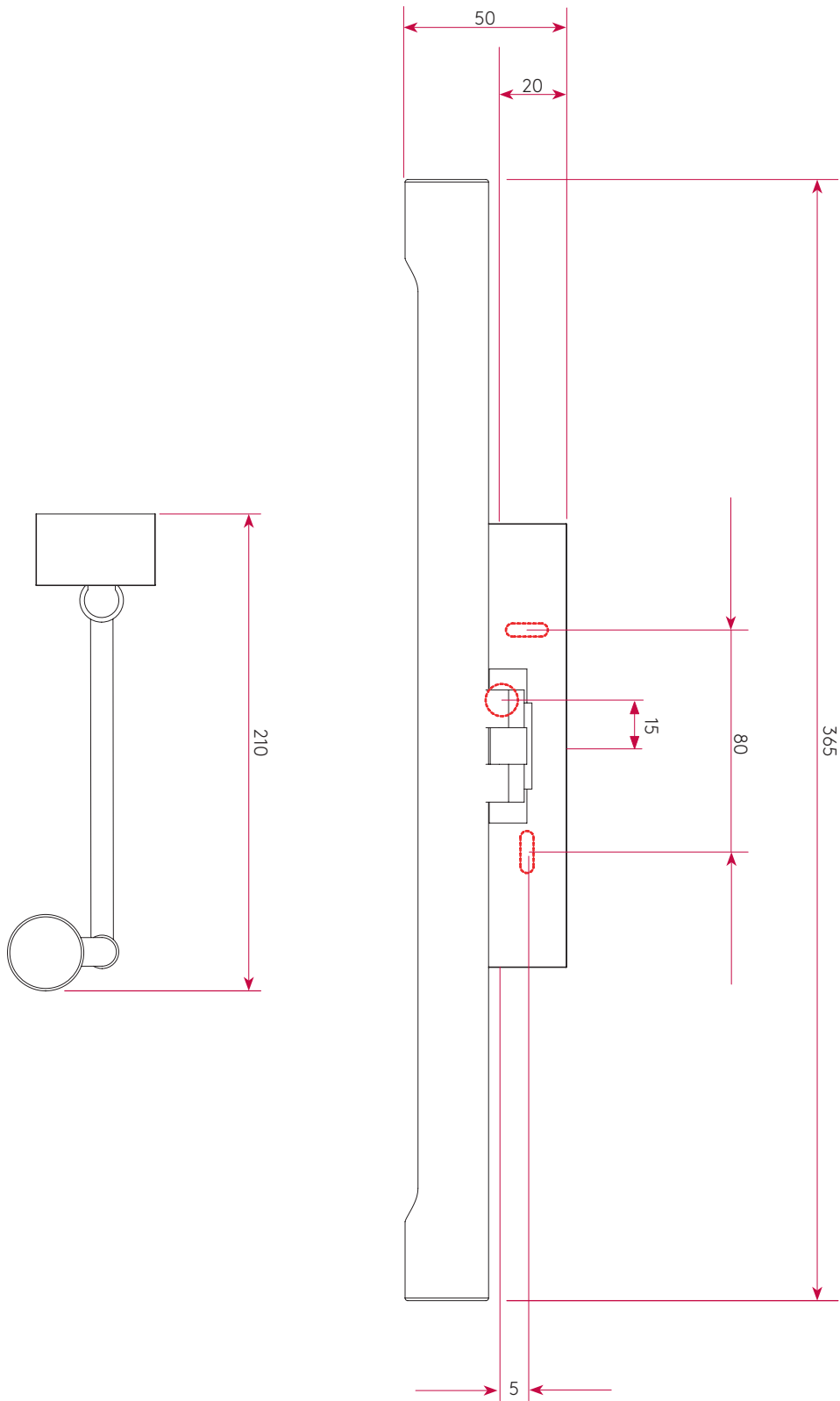


This product is not suitable for use with a PIR motion detector.

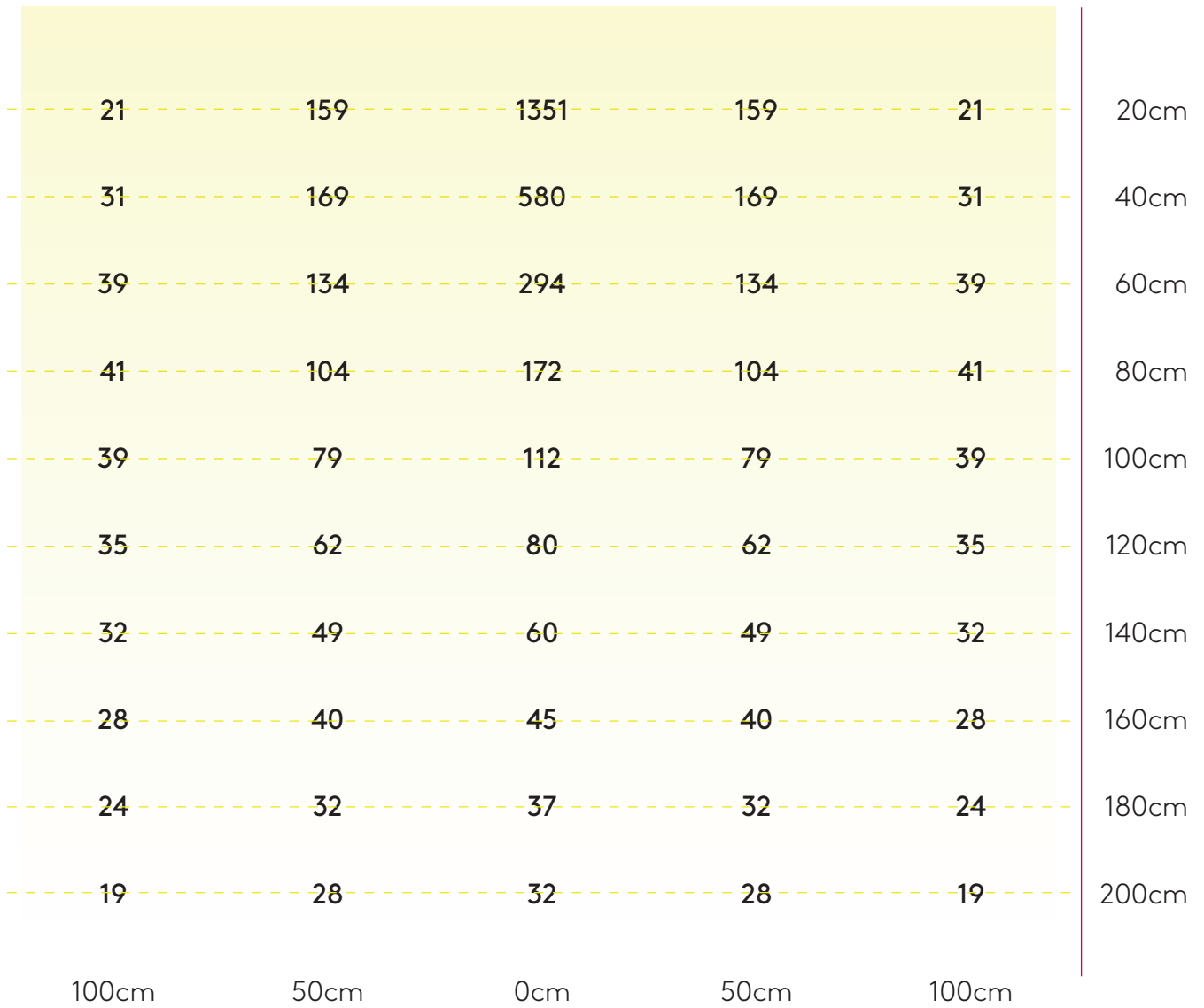
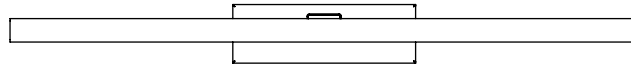


BOX QUANTITY X 12

PRODUCT ELEVATIONS



LUX DISTRIBUTION DIAGRAM



ADDITIONAL INFORMATION



All products tested were mounted 2m from the floor and adjustable heads set perpendicular to the ground. Results were obtained using a handheld lumen meter, measurements given are in Lux.

Please note: Graphical representation of the product is not to scale.