



## PRODUCT SPECIFICATION

### GENERAL

<b>FINISH:</b>	Brushed Stainless Steel	<b>CABLE LENGTH:</b>	1300 (mm)
<b>MAIN MATERIAL:</b>	Metal - 316 Stainless Steel	<b>GROSS WEIGHT:</b>	1.92 (Kg)
<b>DIMENSIONS:</b>	D: 180mm DIA: 123mm	<b>CLASS:</b>	CE (Class I)
<b>INSTALLATION ORIENTATION:</b>	Ground / Floor	<b>IP RATING:</b>	IP67
<b>CUT OUT HOLE:</b>	DIA: 111mm / 4-3/8"	<b>BATHROOM ZONE:</b>	Zone 1, 2, 3
<b>RECESS DEPTH:</b>	180 (mm)	<b>VOLTAGE:</b>	Mains 230V
<b>FIRE RATING:</b>	Not Applicable	<b>PRODUCT F MARK:</b>	Suitable for mounting on flammable materials

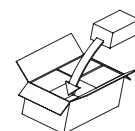
### LAMP

<b>LIGHT SOURCE:</b>	COB LED	<b>MACADAM ELIPSE:</b>	To Be Advised
<b>MAXIMUM WATTAGE:</b>	15.96W	<b>UGR:</b>	To Be Advised
<b>MAXIMUM LAMP LENGTH:</b>	Not Applicable	<b>BEAM ANGLE:</b>	37 (Degrees)
<b>LAMP INCLUDED?</b>	Yes (Integral)	<b>TILT ADJUSTMENT ANGLE:</b>	30 (Degrees)
<b>LUMINOUS FLUX:</b>	1040 (lm)	<b>ROTATION ADJUSTMENT ANGLE:</b>	360 (Degrees)
<b>COLOUR TEMP:</b>	3000 (K)	<b>AVERAGE LIFESPAN:</b>	36,300 (Hrs)
<b>CRI:</b>	80	<b>L70:</b>	To Be Advised
<b>R9:</b>	10.7		

### ELECTRICAL

<b>SWITCHED:</b>	No	<b>SUPPLY FREQUENCY:</b>	50/60 (Hz)
<b>DIMMABLE:</b>	No	<b>DRIVER / BALLAST VOLTAGE:</b>	100-277 (V)
<b>DIMMING METHOD:</b>	Not Applicable	<b>DRIVER AVERAGE LIFESPAN:</b>	50,000 (Hrs)
<b>DRIVER OUTPUT CURRENT:</b>	350 (mA)	<b>EFFICACY:</b>	65.21 (lm/W)
<b>DRIVER OUTPUT VOLTAGE:</b>	Not Applicable	<b>DRIVER / BALLAST INCLUDED?</b>	Yes (Integral)

## ADDITIONAL INFORMATION



BOX QUANTITY x 8

## PRODUCT ELEVATIONS

**GB** Please note that some dimensions may vary slightly due to manufacturing tolerances, this includes cable entry and fixing holes.

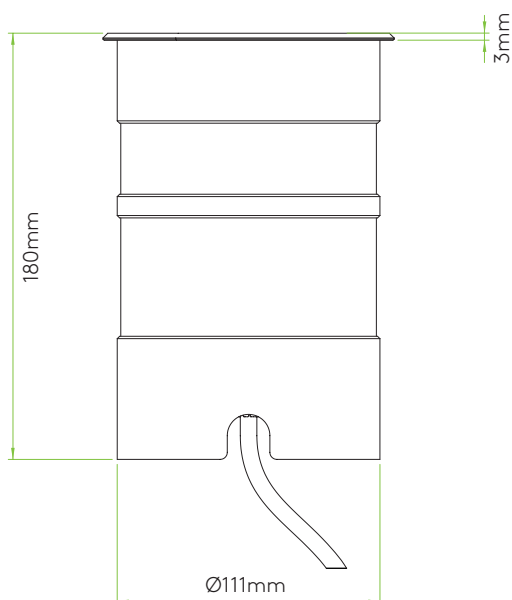
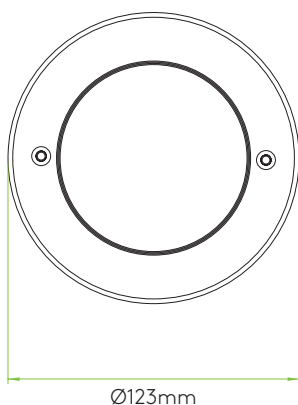
**FR** Veuillez noter que certaines dimensions peuvent varier légèrement en raison des tolérances de fabrication, y compris l'entrée de câble et les trous de fixation.

**DE** Bitte beachten Sie, dass die Maße Fertigungstoleranzen unterliegen und daher in geringem Umfang von der angegebenen Größe abweichen können. Dies gilt auch für Kabeleingänge und Befestigungslöcher.

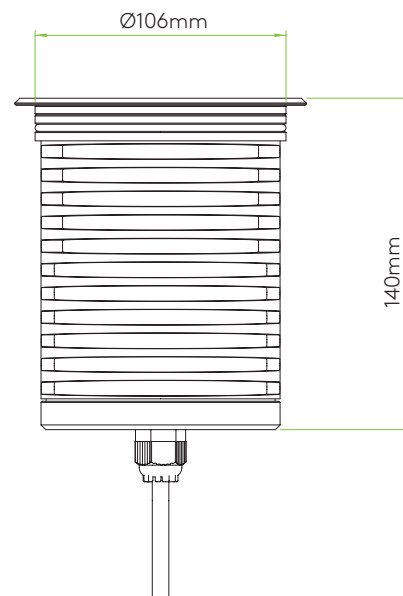
**IT** Si prega notare che possono esserci piccole variazioni in alcune dimensioni dovute alle tolleranze di produzione, queste includono l'ingresso del cavo e i fori di fissaggio.



98mm/3-7/8"



WITH MOUNTING COVER



WITHOUT MOUNTING COVER